



1st Binbrook Winter Cub Camp 2011



- Location:** Mount Nemo Scout Camp
(between Walker's Line & Applyby on No. 2 Sideroad, in Burlington,
about 1 ½ country blocks north of the 407)
- Date:** March 4th-March 6th, 2011
- Time:** Arrive Friday after dinner by 7pm, pickup Sunday 11am.
- Cost:** \$25 for the weekend.
(cost includes all food and drink, and a camp badge)

The Cubs will be eating and sleeping, in a heated cabin.
(Anniversary Lodge, first building on the right as you drive into camp)

The 1st Binbrook leadership will be there ensuring everyone's safety, at all times.

As parents you are more than welcome to come out and spend the weekend as well.
(If you'd like to stay overnight as an adult, please speak to us immediately.)

Transport is your responsibility (due to regulations), but car-pooling with other parents is definitely encouraged! If we can help with communications to facilitate this, please let us know.

Parents are more than welcome to come and stay. We have lots of space, and all food is included in the price. Required equipment is minimal, and we'll provide a detailed list, including schedule and map/directions.

We will have a detailed contact sheet for each youth with us at camp, and if any youth has a problem, or needs to talk to Mom & Dad, or wants to go home earlier than planned, we'll contact you without hesitation.

This is the best part of Scouting... a weekend away in the outdoors. We want them all to have a good time, and leave with only fond memories.

We will be spending as much time in the outdoors as the weather allows.

If you have **ANY** questions or concerns, please feel free to ask, inquire, or just openly discuss your thoughts and feelings. Again, we know, it's all still pretty new for some folks, and we want everyone to be comfortable.

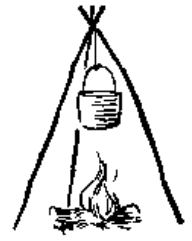
Pam (Akela) – (905) 692-0693 – (905) 906-9693 Cell.

Andy (Rikki Tikki Tavi) – (905) 692-0693 – (416) 428-4200 Cell.



1st Binbrook Cub Winter Camp

Suggested Kit List



1. **First Rule: PLEASE PACK YOUR OWN GEAR!**

This way YOU will know what has been packed, and maybe even where it is located. Mom/Dad are encouraged to help, but may NOT do it for you.

2. Please keep in mind we will be spending time outside during the day but will be staying in a heated cabin for the weekend.
3. A good habit to learn is to pack clothing in the large Ziploc (or similar type) bags. Things will always stay dry, and this also helps kids keep their clothes sorted, dirty from clean. It also doesn't hurt to toss in an extra bag or two, just in case particular items become moist or dirty. You can also sit on the Ziplocs as you are closing them, and get all of the air out of the clothes.
4. Please label everything, with your name or initials. For those hard to label items, like cutlery, or cups/bowls/plates, I have a power etching tool we can use at camp, and I will happily put your initials/name on items for you. (permanent)

As we go through the rest of the kit list, please bear in mind that the Winter can be a challenging time of year for weather, and so we try to ***Be Prepared*** for any circumstances. Some items may look odd, or seem redundant, but better to bring home some extra clean socks, than to have wet cold feet. (sweat-laden socks, are the #1 cause of cold feet). Always look at the weather forecasted for the weekend when you are packing.

The clothing listed below, is in **ADDITION** to appropriate layers of clothing worn for arrival on Friday night.

As previously discussed, multiple thin layers, is the way to stay warm, and allow for adjustments in temperature. Further, changing the layers closest to the skin, to remove things like wet (sweaty) socks, is the best way to stay warm! Watch the weather and pack accordingly.

CLOTHES:

- 2 pairs of underwear
- 6 pairs of good cotton sweat socks
- 3 pairs heavy woollen socks
- 2 pairs long underwear (or fleece pyjamas will work too)
- 3 t-shirts
- 3 pairs of sweat pants or cotton pants (no jeans, they don't wick sweat away)
- 3 Long Sleeved Shirts (turtle necks are best if you have)
- 2 Sweat shirts/sweaters
- Pyjamas

OUTER WEAR:

- Winter water repellent long coat (preferably with hood)
- Winter Boots, preferably the type with waterproof outers, and removable liners
- Spare boot liners (if you have them)
- A good winter hat
- Scarf or neck warmer
- 3 pairs of warm mitts (one pair of gloves, if desired, but mitts are warmer) (water repellent mitts are best!)
- Water repellent outer pants or snow pants are ok, if truly water repellent
- Indoor shoes or slippers

TOILET ITEMS:

- Toothbrush and paste, soap and wash cloth

EATING UTENSILS: We will be using the 1st Binbrook Group Dishes this weekend.

BEDROLL:

- Sleeping bag
- Foam ground mattress (or self-inflating mat, or similar)
- Extra blanket if you are the type that gets chilly at night

Other Items:

- Uniform
- Cub Hand Book.
- A flash light or lantern, with extras batteries
- Wide-mouth canteen or water bottle to carry when on a hike
- A small day pack for hiking (for example, your school backpack)

ANY MEDICATIONS: ARE TO BE PUT IN A ZIPLOC BAG AND CLEARLY LABELED WITH INSTRUCTIONS. PLEASE GIVE TO SCOUTER UPON ARRIVAL TO CAMP.

Similarly, any special needs, sleeping habits, or other concerns, can be jotted down and handed in at arrival time.

Equipment Sources: Both the Scout Shop, and Canadian Tire or Wal-Mart's camping sections, have good options, for anything you don't already have. Feel free to call the Scout Shop before driving down, and ask questions... they are very helpful there, and carry everything you could ever need. (905) 528-4662 (they're also generally cheaper, and the profits benefit Scouting)

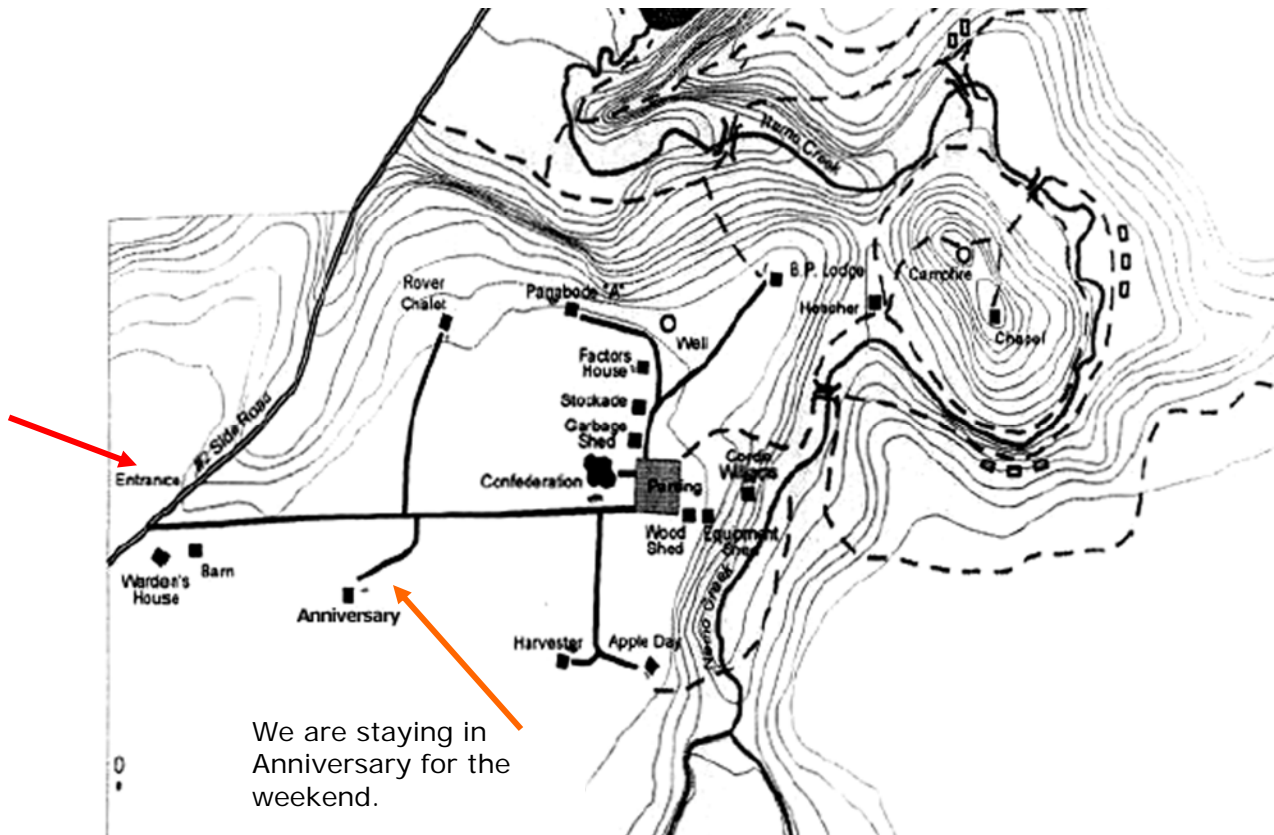
Questions? – Ask! There are no stupid questions. (905) 692-0693 – Andy or Pam

We will be staying in Anniversary Lodge for the weekend. It is the first building on the right when you drive in to camp past the main gate. Please see attached map of Nemo for clarification.

While your child is at camp if you need to get in touch with him or her or wish to speak with a Leader for whatever reason we can be reached on Akela's cell phone. The number is 905-906-9693.

See you this weekend!

1st Binbrook Cub Leaders



We are staying in Anniversary for the weekend.

Driving Directions from Hamilton/Niagara:

- Take 403 East/QEW East to Walkers Line
- Go North on Walkers Line (past Regional Road 5)
- Turn Right at #2 Sideroad (Stop sign is there)
- Camp Nemo is on South Side (right side)

Driving Directions from Toronto (via QEW)

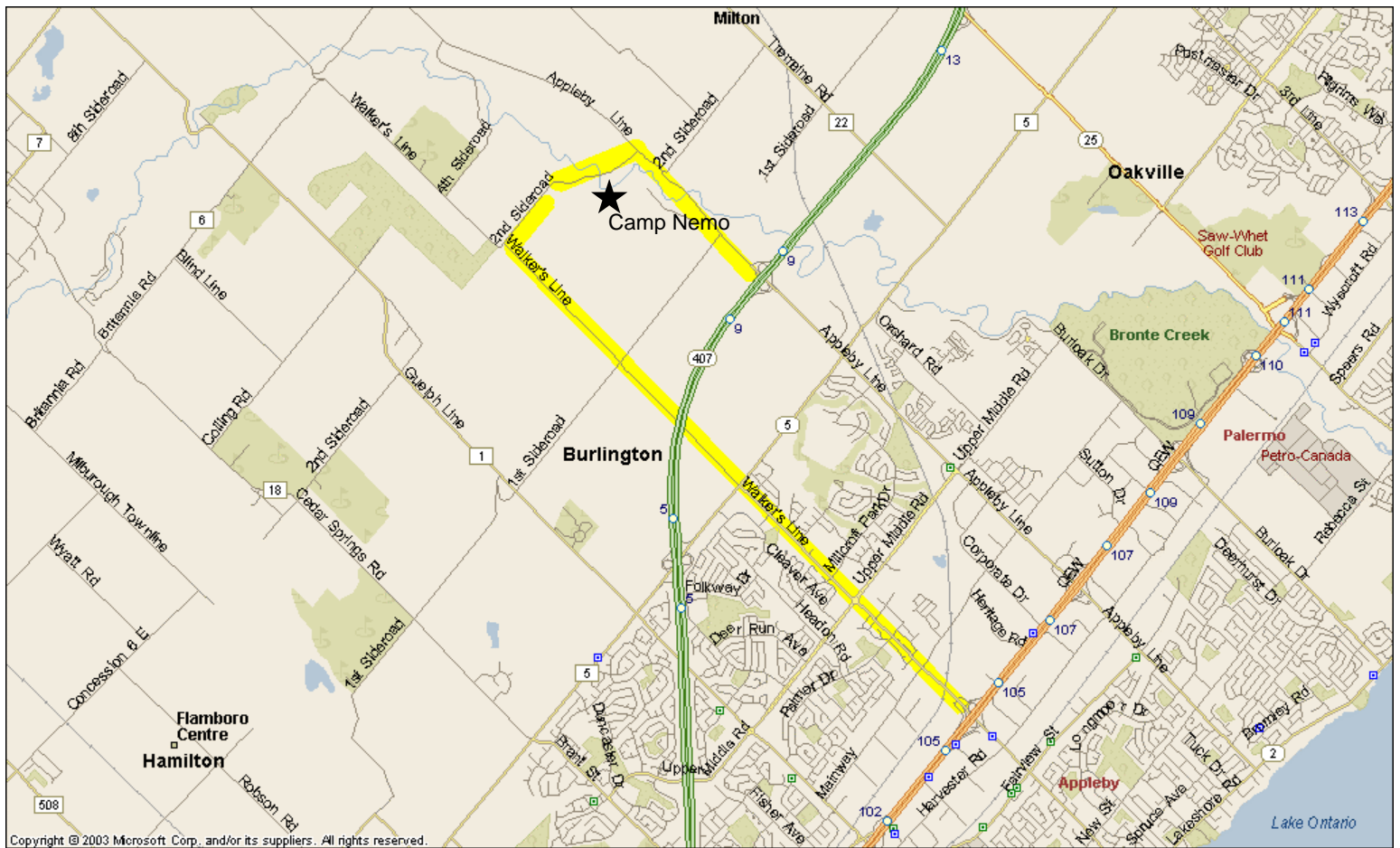
- Take QEW West to Walkers Line
- Go North on Walkers Line (past Regional Road 5)
- Turn Right at #2 Sideroad (Stop sign is there)
- Camp Nemo is on South Side (right side)

Driving Directions from Toronto (via 407)

- Take 407 West to Appleby Line
- Go North on Appleby Line
- Turn Left at #2 Sideroad (after the Church)
- Camp Nemo is on South Side (left side)

Driving Directions from London/Guelph

- Take 401 East to Guelph Line
- Go South on Guelph Line
- Turn Left (East) on Derry Road
- Turn Right (South) on Walkers Line
- Walkers Line (at the graveyard) makes a hard left turn followed by a Stop Sign.
- At the Stop sign go straight on #2 Sideroad
- Camp Nemo is on South Side (right side)



Please return this sheet only, by March 1st, 2011 whether attending or not.

Name of Youth: _____

We choose: (**please select one, and return the form in any case**)

We are not available to attend at all, on that weekend.

Option 1 – Come for the whole weekend. Sleep over Friday and Saturday nights, in the cabin. **\$25**
Arrive Friday night after dinner by 7pm, pickup Sunday morning 11am.

Option 2 – Only available to come out on Saturday March 5th to participate for the day. Arrive Saturday by 9:00am, leave Saturday 8:00pm or later if desired. **\$15**

I also intend to attend with my youth for the same time period.
(please just double the cost, and we'll be happy to feed you as well)

Contact information for that weekend:

Name: _____ Phone#: _____

Name: _____ Phone#: _____

Name: _____ Phone#: _____

Name: _____ Phone#: _____

Signature: _____

Amount Paid: _____
(cheques payable to "Scouts Canada – 1st Binbrook Group" please)